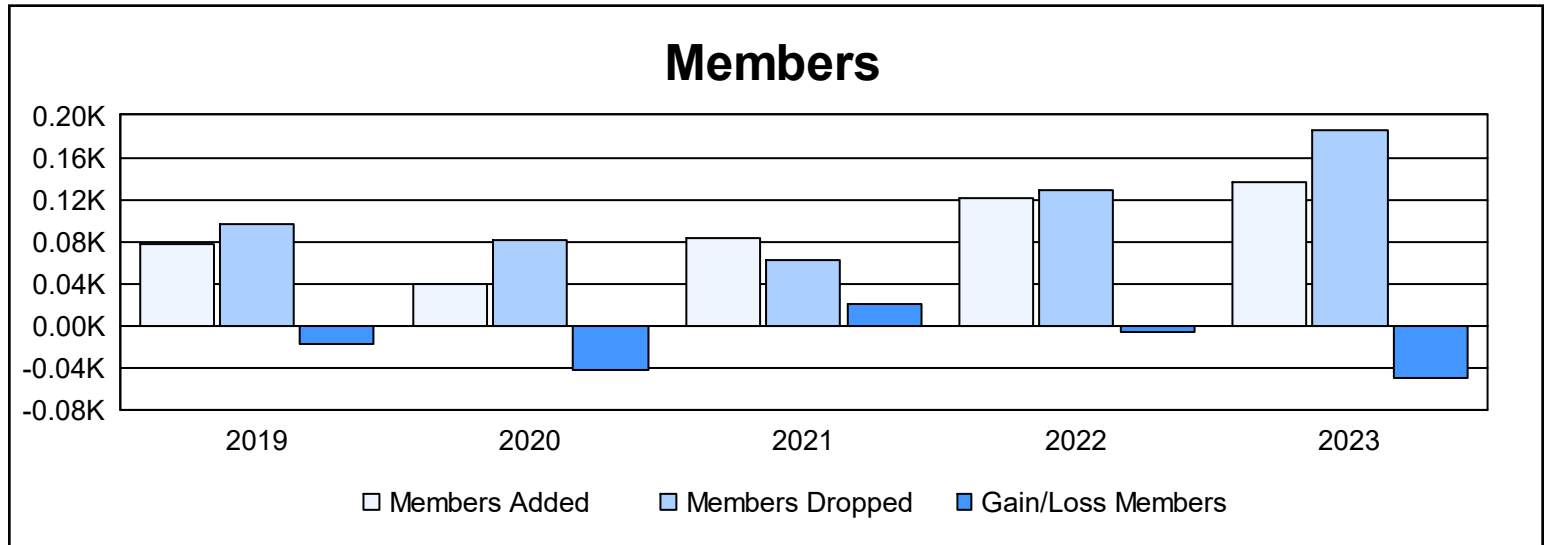
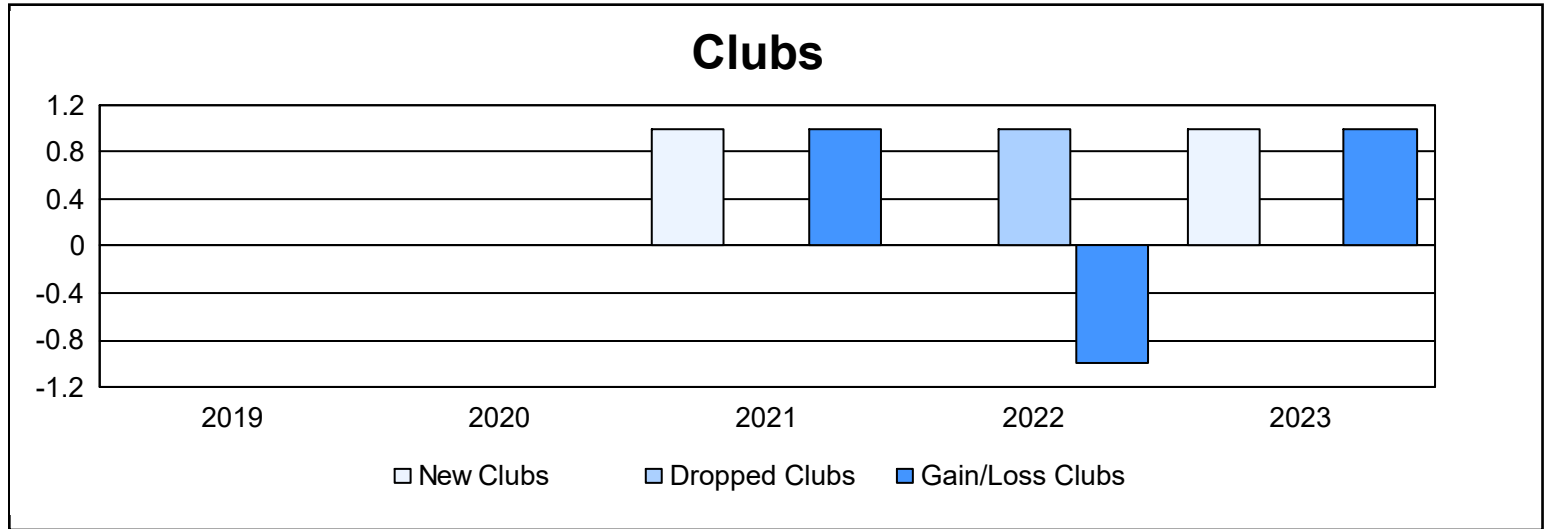
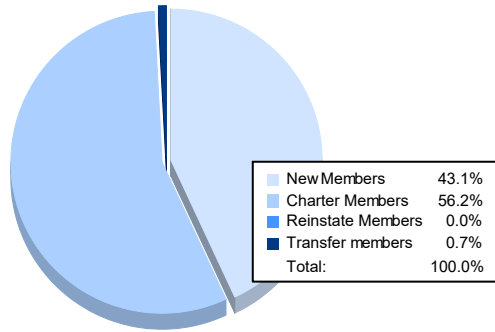


| Year | New Clubs | Dropped Clubs | Gain/ Loss Clubs | New Members | Charter Members | Reinstate Members | Transfer Members | Total Member Added | Total Members Dropped | Gain/ Loss Members |
|----------------|-----------|---------------|------------------|-------------|-----------------|-------------------|------------------|--------------------|-----------------------|--------------------|
| 2018-2019 | 0 | 0 | 0 | 70 | 0 | 4 | 4 | 78 | 96 | -18 |
| 2019-2020 | 0 | 0 | 0 | 34 | 0 | 1 | 4 | 39 | 81 | -42 |
| 2020-2021 | 1 | 0 | 1 | 34 | 46 | 1 | 2 | 83 | 62 | 21 |
| 2021-2022 | 0 | 1 | -1 | 93 | 1 | 22 | 6 | 122 | 129 | -7 |
| 2022-2023 | 1 | 0 | 1 | 59 | 77 | 0 | 1 | 137 | 186 | -49 |
| Average | 0 | 0 | 0 | 58 | 25 | 6 | 3 | 92 | 111 | -19 |



Membership Composition June 2023 Cumulative



Gender Composition June 2023 Cumulative

